



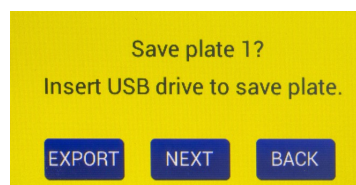
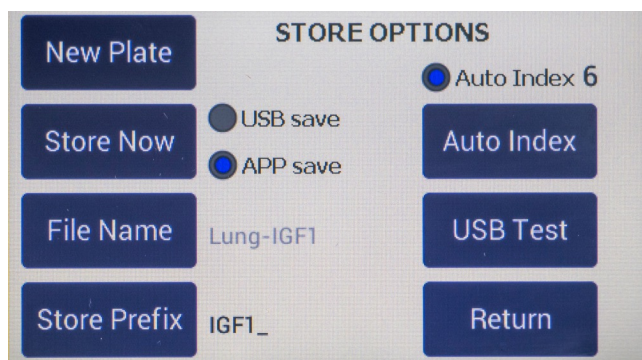
EVOM™ Manual

EVM-MT-03-01 to EVM-MT-03-02 Upgrade

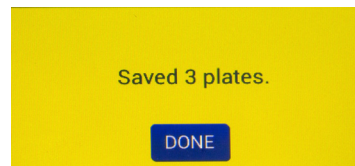
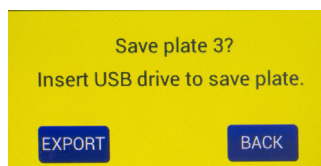
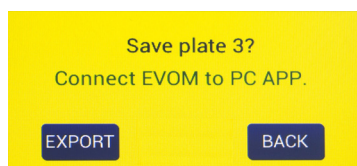
WHAT'S NEW



- EVM-MT-03-02 of EVOM™ Manual has version 3.x software which allows the EVOM™ Manual to send data directly to a computer using a USB cable and an EVOM™ Companion Application.
- Data could be either stored into a USB flash drive (USB save) or sent to the computer via the EVOM™ Companion Application (APP save).
- The EVOM™ Manual can temporarily hold data for up to three plate files internally in a queue before the data can be exported into the USB flash drive or to the EVOM™ Companion App. Thus, data for up to three data files can be uploaded to the desired storage location.



- Click EXPORT to export the data for one plate (plate 1).
- Click NEXT to collect the data for the 2nd plate.
- Click BACK to recollect the data for the same plate.



NOTE: Once Plate 3 has been measured, the data needs to be exported (EXPORT button) to the desired location (via APP save or USB save), or the data for the last plate (Plate 3) can be recollected (BACK button) before exporting the data.