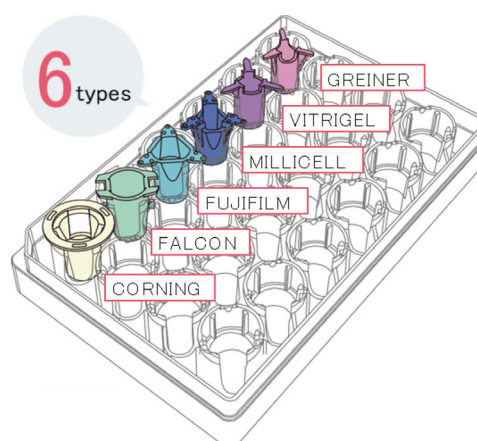




# Auto Exchange 24-Well Plate

Facilitating Ease of Media Exchange & Sampling  
with Cell Culture Inserts

## A NOVEL CELL CULTURE PLATE FOR A VARIETY OF INSERTS



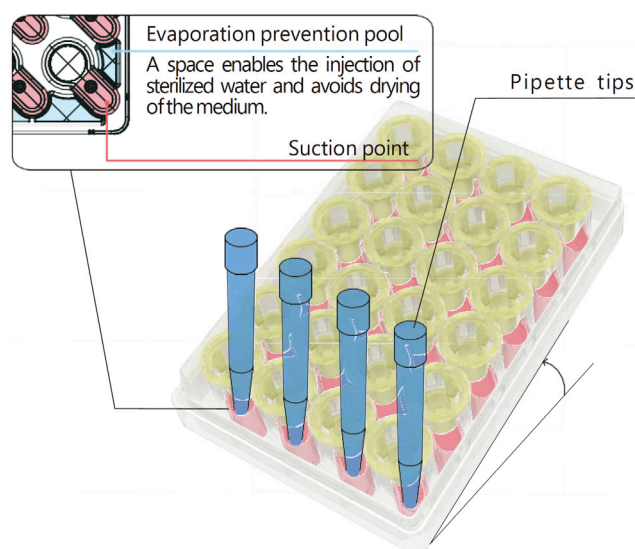
The Auto Exchange 24 Well Plate provides a safe and novel method for media exchange as it allows sufficient space for the pipette tip insertion without removing the cell culture insert. This minimizes the vibration or disruption of the cells. As the insert does not have to be removed, this method is compatible with automation for culture and cell-based assays.

This method has been designed using the capillary force of the grooves around the bottom inside of the well ensuring complete media replacement.

### Accommodates Inserts from Six Different Manufacturers

This Auto Exchange 24 Well Plate can be used with six types of cell inserts of various shapes available from different manufacturers.

As the well is shaped to hold the cell inserts firmly, their position is not altered during media exchange. The micro-steps on the inner sides of the well prevent the rise in liquid level that can occur due to capillary action caused by dimension difference in the gap between the insert and well. This design ensures the robustness of the assay and protects the cells during experiments.



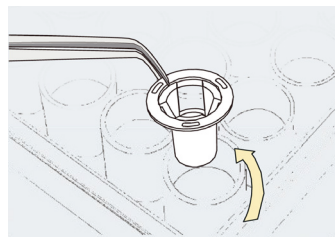

## FEATURES

To overcome the risk of cell damage and tedious media exchange using conventional plates with cell culture inserts, we introduce Auto Exchange 24 Well Plate.

- The plate is compatible with different types of cell culture inserts securing them in place with the designed notch at the well aperture.
- The port adjoining the main well allows for easier media exchange and sampling.
- The plate Imparts robustness to drug permeability assays by simplifying media exchange and test compound recovery, both manually and in laboratory automation for pharmaceutical drug testing.

## BACKGROUND

Conventionally, media is replaced using a pipette or aspirator. However, because of the small gap between the well and insert, there is insufficient space for the tip of the pipette or aspirator.




To conduct the media exchange, inserts must be lifted one at a time, using tweezers or other tools, which is labor-intensive process.

## PART NUMBERS

| WPI Part #      | SBIO Part # | SBIO Description                                 | WPI Description  |
|-----------------|-------------|--|--|
| EVA-AC-03-03-12 | MS-80240C   | SUMILON™ Companion Plate for Cell Culture Insert | EVOM™ Auto Sterilized Exchange Plate for 24-Well Inserts, Pkg. of 12 |

*SBIO plates are ideal for use with WPI's EVOM™ Auto Automated TEER Measurement System.*



*This product was developed by Nagoya City University and Shinko Chemical Co., Ltd.*



**SUMITOMO BAKELITE CO., LTD.**

USA: 941-371-1003  
 UK: +44 1462 424700  
 Germany: +49 6031 67708-0  
 China & Hong Kong: +86 688 85517