



WORLD
PRECISION
INSTRUMENTS

PLANT SCIENCE

Make Your Plant Research Easy & Cost-Effective With WPI





SOLUTIONS FOR THE STUDY OF PLANTS



FREE RADICAL ANALYSIS FOR PLANT STRESS RESEARCH

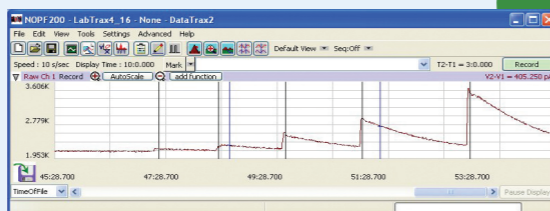
WPI Free Radical Analyzer (4-channel **TBR4100** and single-channel **TBR1025**) and the LabTrax Data Acquisition System with a range of biosensors, enable real-time, highly sensitive detection of reactive oxygen species (ROS) including free radicals such as O_2 , NO , H_2O_2 , H_2S and CO in plants. Generation of reactive oxygen species (ROS) is one of the most common response to various stresses (biotic and abiotic) encountered by plants.¹

ROS are important physiological indicators of intracellular cell signaling and homeostasis. They are generated as byproducts of photosynthesis and respiration, which are localized in chloroplasts, mitochondria and peroxisomes. They play an important signaling role in controlling processes such as growth, development, response to biotic and abiotic environmental stimuli, and programmed cell death.² They also induce oxidative damages under several environmental stress conditions including salinity, drought, cold, heavy metals, UV irradiation, etc. when the balance between ROS production and elimination is disturbed.³ Plants have an innate capability to biosynthesize antioxidants to scavenge ROS. This makes plants a rich source of antioxidants with great therapeutic applications.⁴

WPI Free Radical Analyzers have been widely used for measurement of free radicals in various studies related to ROS.⁵⁻¹¹



This is a typical laboratory setup of a WPI free radical analyzer with data acquisition system.



The output shows the raw data for an ISO-NOPF200 (NO sensor). Only one of the four channels is used in this application.

FLUORESCENCE DETECTION

The use of fluorescent probes in studying plant physiology has emerged as an indispensable tool in the analysis of cell functioning over recent years.

- Ca^{2+} signaling¹² - Calcium ion (Ca^{2+}) is an important ubiquitous intracellular second messenger molecule involved in many signal transduction pathways in plants. The cytosolic free Ca^{2+} concentration ($[Ca^{2+}]_{cyt}$) has been found to increase in response to many physiological stimuli such as light, touch, pathogenic elicitors, plant hormones and abiotic stresses, including high salinity, cold and drought. Ca^{2+} imaging is an important tool to study a plant's response to stress.
- Chlorophyll imaging is used to evaluate the effects of stress on plant metabolism,¹³ environmental field phenotyping, and remote sensing of crops for yield and biomass enhancement.¹⁴

BENEFITS OF WPI FIBER OPTIC PHOTOMETER

- The **SI-BF-100** is a 2-channel PMT high intensity LED-based photometer with the option of coupling to inverted microscopes or for using with a fluorescent probe.
- The Biofluorometer has the ability to excite two different fluorophores and detect the two different fluorescence emissions simultaneously.
- Sampling rate up to 1 kHz
- Automatic LED light drift correction for long-term measurements and automatic room light correction ensures highly accurate measurement
- It eliminates the need for expensive secondary external light sources and project-specific filter cubes.
- It enables analysis of larger areas at a fraction of the cost with a significant reduction in experimental complexity.



The Biofluorometer can be connected to the epifluorescence port of an inverted microscope and its high intensity LED light source is used for excitation of the corresponding dye.

PLANT ELECTROPHYSIOLOGY

Plant electrophysiology is the study of the electrochemical phenomena associated with biological cells and tissues in plants. The conduction of bioelectrochemical excitation is a rapid method of long-distance signal transmission between plant tissues and organs. Plants promptly respond to the following changes:

- Luminous intensity
- Osmotic pressure
- Temperature
- Cutting
- Water availability
- Wounding
- Mechanical stimulation
- Plant growth stimulants
- Chemical compounds like herbicides
- Salts & mineral concentration in soil
- Soil water concentration

Every response initiates an electrical impulse that is propagated to adjacent excitable cells. The bioelectrochemical system in plants not only regulates stress responses, but also photosynthetic processes. The generation of electrical gradients is a fundamental aspect of signal transduction. There are two major divisions of cellular electrophysiology, intracellular recording and extracellular recording.¹⁵

WPI amplifiers have been extensively used and cited for electrophysiological studies for both intracellular and extracellular recording.^{16, 17}




SYS-773 Dual Microprobe Intracellular Amplifier

HORTICULTURAL INSTRUMENTS

We offer a unique assortment of instruments to aid on plant physiology, plant molecular, cellular and developmental biology.

- 15917** Iris Forceps, 10 cm, Curved, 1x2 Teeth
- 15914** Iris Forceps, 10 cm, Straight, Serrated
- 504473** Nugent Utility Forceps, 10 mm, Angled Tip
- 500456** Filter Forceps, 11 cm, Straight
- 500457** Filter Forceps, 11 cm, Bent Flat Jaw
- 503411** Horticultural Forceps, 12.5 cm
- 501241** Kelly Hemostatic Forceps, 14 cm, Straight
- 501715** Kelly-Rankin Hemostatic Forceps, 15.5 cm, Curved
- 501714** Kelly-Rankin Hemostatic Forceps, 15.5 cm, Straight
- 501708** Rochester-Pean Hemostatic Forceps, 19 cm, Curved
- 504639** Reusable Rapid Punch Kit with 0.5 mm Tip
- 504642** Replacement Tip for Rapid Punch size 0.5 mm
- WPB315AS** Black Coated, 11 cm (4.3 in.), EZ Lever, Strong Blades, 6.5 mm from Tip to Bend
- WPB315AB** Black Coated, 11 cm (4.3 in.), EZ Lever, 4.5 mm Tip




OTHER INSTRUMENTS & ACCESSORIES

WPI offers a wide range of instruments that can be used for plant protection research and plant manipulation. WPI carries dissecting instruments or tools, inverted microscopes, syringe pumps that can inject in ranges from nanoliters to milliliters, micropipettes puller that can produce micropipettes with tip diameters in the range from sub-micron tips to 10um (using a beveler).



AL-1000

The WPI Aladdin syringe pump is the best value in syringe pumps on the market!



PUL-1000

The WPI micropipette puller is a compact, versatile and reliable workhorse.



TW100F-4

WPI offers Thin-wall or standard borosilicate glass in different outer diameter with or without filament.



INV-101

Inverted trinocular microscope is excellent for video recording and photography. Video camera sold separately.

MICROMANIPULATORS

MANUAL

- High precision
- Left or right-handed orientation
- Ranges from 3 mm travel to 37 mm travel depending on the axis (x, y and z)
- Variety of stands – magnetic or tilt-base

MOTORIZED

- 3-axis manipulators (x, y and d (diagonal))
- 4-axis manipulators (x, y, z and d)
- Ergonomic hand controller or software controlled
- Ranges from 25 mm on the x, y and z and 50 mm diagonally



M3301L on M-10
Magnetic stand

REFERENCES

- 1 Ines Ben Rejeb, Victoria Pastor and Brigitte Mauch-Mani. Plant Responses to Simultaneous Biotic and Abiotic Stress: Molecular Mechanisms. *Plants* 2014, 3, 458-475; doi:10.3390/plants3040458
- 2 Julia Bailey-Serres, Ron Mittler. *Plant Physiology*, June 2006, Vol. 141, pp. 311, www.plant-physiol.org.
- 3 Kaushik Das and Aryadeep Roychoudhury. Reactive oxygen species (ROS) and response of antioxidants as ROS-scavengers during environmental stress in plants. *Front. Environ. Sci.*, 02 December 2014 | https://doi.org/10.3389/fenvs.2014.00053
- 4 Deepak M. Kasote, Surendra S. Katyare, Mahabaleswar V. Hegde, and Hanhong Bae. *Int J Biol Sci.* 2015; 11(8): 982-991.
- 5 Silveira, N. M., Seabra, A. B., Marcos, F. C. C., Pelegrino, M. T., Machado, E. C., & Ribeiro, R. V. (2019). Encapsulation of S-nitrosoglutathione into chitosan nanoparticles improves drought tolerance of sugarcane plants. *Nitric Oxide*, 84, 38-44. https://doi.org/10.1016/j.niox.2019.01.004
- 6 da Silva, C. J., Batista Fontes, E. P., & Modolo, L. V. (2017). Salinity-induced accumulation of endogenous H₂S and NO is associated with modulation of the antioxidant and redox defense systems in *Nicotiana tabacum* L. cv. Havana. *Plant Science*, 256, 148-159. https://doi.org/10.1016/j.plantsci.2016.12.011
- 7 Oliveira, H. C., Gomes, B. C. R., Pelegrino, M. T., & Seabra, A. B. (2016). Nitric oxide-releasing chitosan nanoparticles alleviate the effects of salt stress in maize plants. *Nitric Oxide*, 61, 10-19. https://doi.org/10.1016/j.niox.2016.09.010
- 8 Silveira, N. M., Frungillo, L., Marcos, F. C. C., Pelegrino, M. T., Miranda, M. T., Seabra, A. B., ... Ribeiro, R. V. (2016). Exogenous nitric oxide improves sugarcane growth and photosynthesis under water deficit. *Planta*, 244(1), 181-190. https://doi.org/10.1007/s00425-016-2501-y
- 9 Yarmolinsky, D., Brychkova, G., Kurmanbayeva, A., Bekturova, A., Ventura, Y., Khozin-Goldberg, I., ... Sagi, M. (2014). Impairment in Sulfite Reductase Leads to Early Leaf Senescence in Tomato Plants. *Plant Physiology*, 165(4), 1505-1520. https://doi.org/10.1104/pp.114.241356
- 10 Diniz, T., Pereira, A., Capettini, L., Santos, M., Nagem, T., Lemos, V., & Cortes, S. (2013). Mechanism of the Vasodilator Effect of Mono-oxygenated Xanthenes: A Structure-Activity Relationship Study. *Planta Medica*, 79(16), 1495-1500. https://doi.org/10.1055/s-0033-1350803
- 11 Pandolfi, C., Pottosin, I., Cuin, T., Mancuso, S., & Shabala, S. (2010). Specificity of Polyamine Effects on NaCl-induced Ion Flux Kinetics and Salt Stress Amelioration in Plants. *Plant and Cell Physiology*, 51(3), 422-434. https://doi.org/10.1093/pcp/pcq007
- 12 Narendra Tuteja & Shilpi Mahajan. Calcium Signaling Network in Plants. An Overview. *Plant Signal Behav.* 2007 Mar-Apr; 2(2): 79-85.
- 13 Pérez-Bueno ML, Pineda M, Cabeza FM and Barón M (2016) Multicolor Fluorescence Imaging as a Candidate for Disease Detection in Plant Phenotyping. *Front. Plant Sci.* 7:1790. doi: 10.3389/fpls.2016.01790
- 14 E.H. Murchie, T. Lawson. Chlorophyll fluorescence analysis: a guide to good practice and understanding some new applications. *Journal of Experimental Botany*, Volume 64, Issue 13, October 2013, Pages 3983-3998, https://doi.org/10.1093/jxb/ert208
- 15 *Plant Electrophysiology Signaling & Responses*. Alexander G Volkov, Editor. Springer Publication. ISBN 978-3-642-29110-4 (eBook)
- 16 Chatterjee SK, Das S, Maharatna K, Masi E, Santopolo L, Mancuso S, Vitaletti A. Exploring strategies for classification of external stimuli using statistical features of the plant electrical response. *J.R. Soc. Interface* 12: 20141225. (2015) http://dx.doi.org/10.1098/rsif.2014.1225
- 17 Jens B. Hafke, Sabina-Roxana Höll, Christina Kühn and Aart J. E. van Bel. Electrophysiological approach to determine kinetic parameters of sucrose uptake by single sieve elements or phloem parenchyma cells in intact Vicia faba plants. *Front. Plant Sci.*, 31 July 2013 | https://doi.org/10.3389/fpls.2013.00274

WORLD PRECISION INSTRUMENTS

United States: (866) 606-1974 • wpi@wpiinc.com • www.wpiinc.com
UK: +44 (0)1462 424700 • wpiuk@wpi-europe.com • www.wpi-europe.com

Germany: +49 (0)6031 677080 • wpide@wpi-europe.com • www.wpi-europe.com
China: +86 21 6888 5517 • chinasales@china.wpiinc.com • www.wpiinc.net